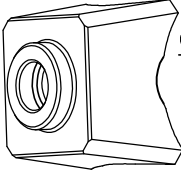
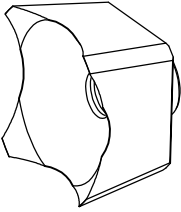
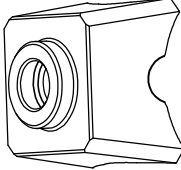
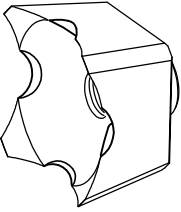
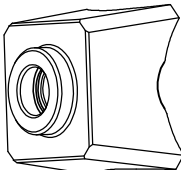
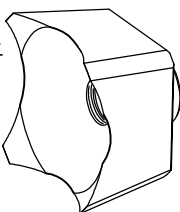
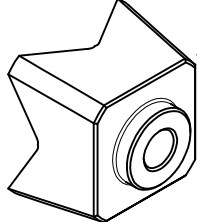
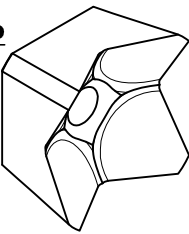
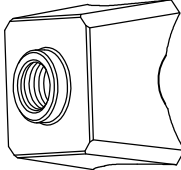
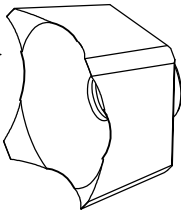
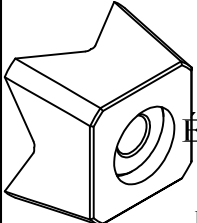
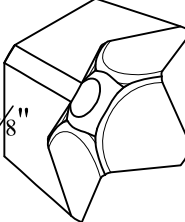
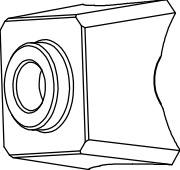
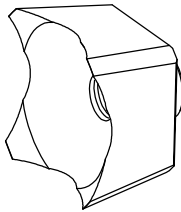
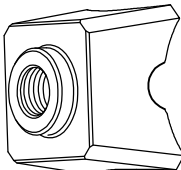
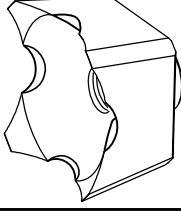
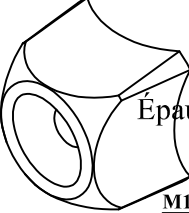
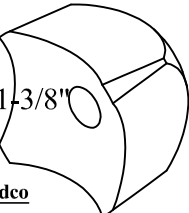
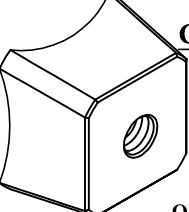
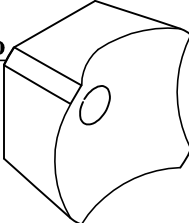
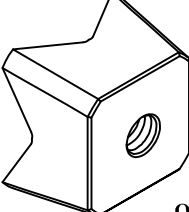




GUIDE DENT GN

 <p>DSB1CNC GN5300-2P625-B1C 5/8-NC Épaulement 1/8" Dent 2-1/8"</p> 	 <p>DSB1DNC GN5300-2P625-B1 5/8-NC Épaulement.1/8" Dent 2-1/8"</p> 
 <p>DSB1CNF DS1020210102-102 5/8-NF Épaulement.1/8" Dent 2-1/8"</p> 	 <p>DSB1BNC Beaver Style Quadco 5/8-NC Épaulement 1/8" Dent 2-1/8"</p> 
 <p>DSB2CNC GN5300-2P625-B2C 5/8-NC Épaulement $\frac{15}{16}$" Dent 2-1/8"</p> 	 <p>DSQ2BNC Beaver Style Quadco 5/8-NC Épaulement intérieur 1/8" Dent 2" M1M233T = équivalent Quadco</p> 
<p>**</p>  <p>GN5300-2P750 3/4-NF Épaulement.1/8" Dent 2-1/8"</p> 	<p>**</p>  <p>GN5300-2P750-B1 3/4-NF Épaulement.1/8" Dent 2-1/8"</p> 
 <p>DSQ3ANC 3/4-NC Épaulement intérieur .1-3/8" Dent 2-5/16" M1M205T = équivalent Quadco</p> 	
 <p>DSQ4ANF Concave Style Quadco 1"-NF Sans Épaulement Dent 2-5/16" Q10203T = équivalent Quadco</p> 	 <p>DSQ4BNF Beaver Style Quadco 1"-NF Sans Épaulement Dent 2-5/16" Q10233T = équivalent Quadco</p> 